

X-BANNER MINI



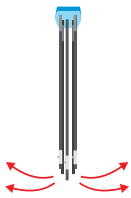
Set-up Instruction

X-Banner Desktop has an original design. It looks very nice on tables, bars, because of its smallness.

Product Information

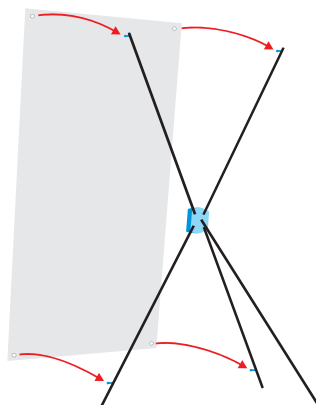
Graphic size (mm)	297 x 420
Packaged weight	< 1Kg,
Material	plastic

1



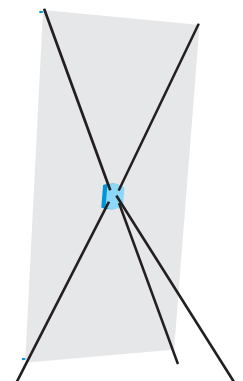
Fully open stand.

2

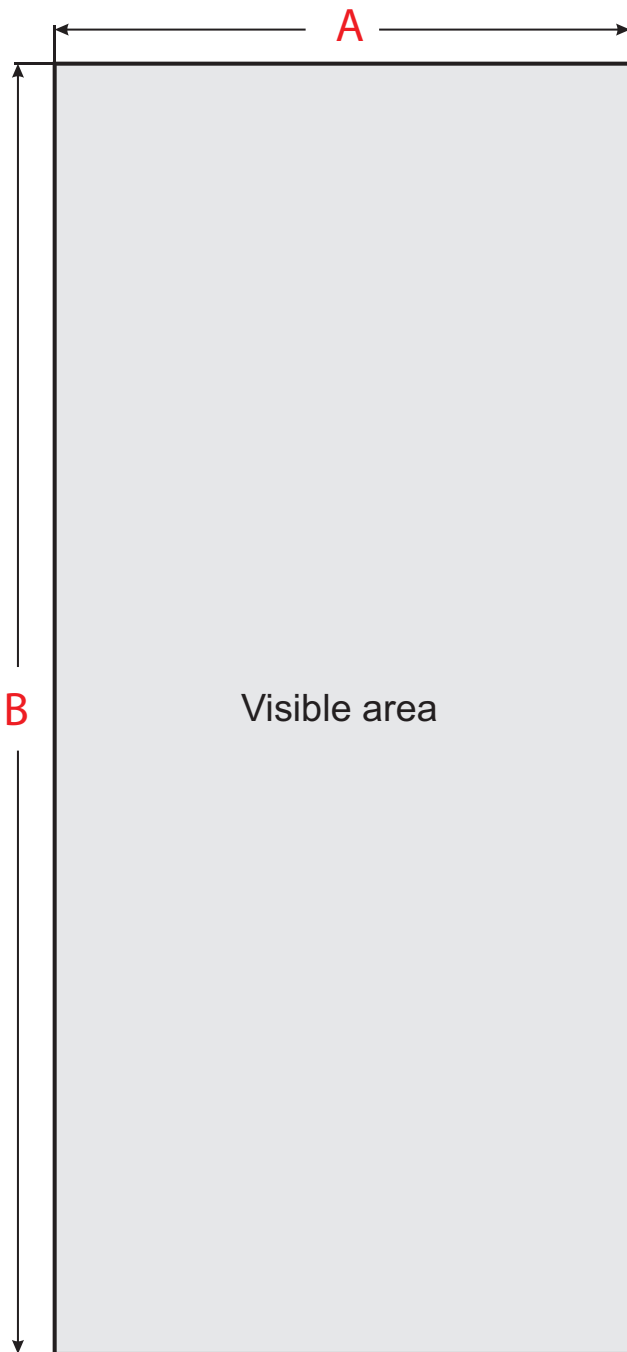


Unscrew the four dome headed nuts and hook graphic over threaded fixing.

3



Your counter is now ready.



Graphic Specification

These are guidelines for preparing ready printing files

Artwork Guidelines

Visible graphic size (A x B) **297 x 420**

Artwork Requirements

Resolution **100-150 dpi**

Color mode **CMYK**

File format (scale M 1:1) **.TIFF**

Recommendations

Keep all important graphic elements (images, text, etc.) within the visible area.

Please allow space for trimming by not placing type or logos too close to the edge of the visible area.