

TRIPLE BANNER SCREEN



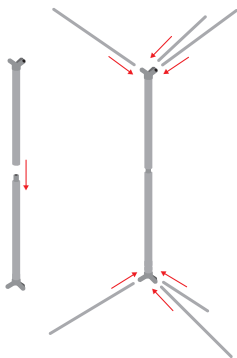
Set-up Instruction

Triple Banner is a three faces banner stand. Display can be used in various exhibitions, conferences and other events. Triple Banner can be placed both in the middle of the hall and near a wall for example. You will get an extraordinary result, because everybody will see the information from every side.

Product Information

Graphic size (mm)	900 x 2150 3pcs.
Packaged weight	2.5Kg,
Material	aluminium alloy, plastic

1




Fold out the stabilizing legs.

2



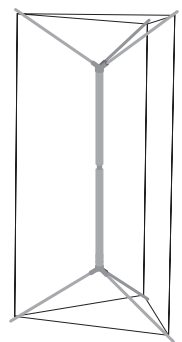
Connect all stabilizing legs to the bottoms.

3



Add the graphic area.

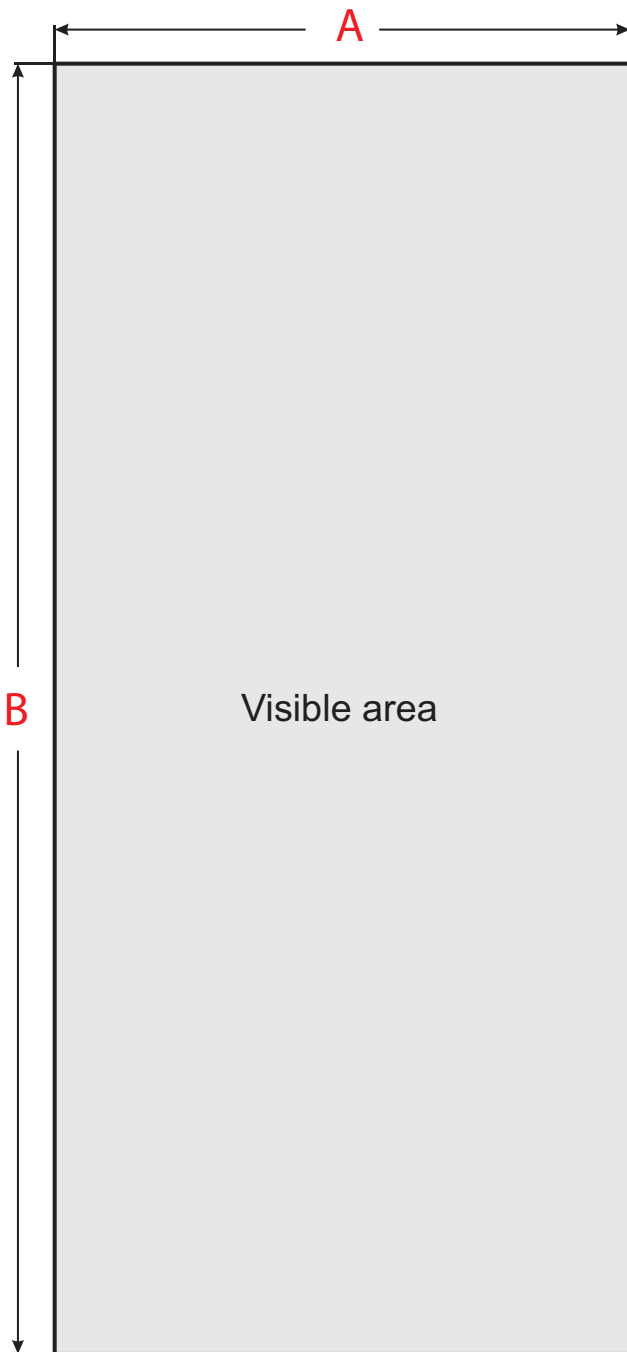
4



The banner is ready.

Graphic Specification

These are guidelines for preparing ready printing files



Artwork Guidelines

Visible graphic size (**A x B**)

900 x 2150
3pcs.

Artwork Requirements

Resolution

100-150 dpi

Color mode

CMYK

File format (scale M 1:1)

.TIFF

Recommendations

Keep all important graphic elements (images, text, etc.) within the visible area.

Please allow space for trimming by not placing type or logos too close to the edge of the visible area.